Volume XXVIII Issue 6 December 1, 2020

PenWAG Rag

Leilani Bennett & Marcia Manzo

Co-Presidents

Presidents' Thoughts . . .

This should be an important column this month; wrapping up the old year, looking back at our accomplishments and at the end, being able to feel we had done a pretty good job.

If we compare our accomplishments in 2020 with those of past years, we fell far short of the mark. But if we look at what we did manage to do despite all the curves life threw our way, we should be quite pleased.

Thanks to the ongoing efforts of a small group of people, we have successfully segued into an on-line presence. I think that the"small group" should take well deserved bows here: ***Andrew, Kevin, George, Claire***. Kudos to each of you! Another member who is entitled to a well-deserved bow and kudos is our newsletter editor, ***Lenore,*** who put together and sent out weekly "love letters". Until we started meeting on-line, those weekly mini-letters were the only way we were able to stay in touch as a group.

President's letter 1-2

Upcoming Programs 3-6

Monday Muse 7

News, Tips & Wants 8

Laura Murray from November 9-12

What, When & Where 13

Income/expenses since July 1

Projected Budget to July 2021 15-16

Dues 2021 17

Board 2021 18

Almost half of our membership participate in our monthly general meetings and the new third Monday evening meetings are off to a great start. We have enjoyed and been inspired by three excellent programs and look forward to what's in the pipeline for 2021.

When the year went off the rails in February, we and the rest of the world had no idea what lay in store. I remember a conversation ***Marcia, Michelle*** and ***I*** had where we thought we would probably be able to get back to "regular programming" by mid-summer. HA!

We are still faced with the same conundrum looking ahead to 2021. But this time we know that the only plans we can truly rely

Continued next page

President's Thoughts, continued

on are the ones we make for month by month. And even then we have to remain flexible and resilient and above all else, keep our sense of humor at the ready.

Marcia and I close with heartfelt wishes for a healthy holiday season for each of you and your loved ones. May you find something silly to laugh about each day and something to be truly grateful for every single day!

While dinner was cooking, ***Michelle Paganini*** outlined her paintstick stencil with a a running stitch.

Upcoming Programs & Workshops

Program Chair **Michelle Paganini**

Missing **Show & Tell?**

We are, too! So . . . (drum roll . . . December meeting will be a full blown Show and Tell via electronic slides. We're making it as easy as possible to show your fun creations. **Instructions next page**:.

EASY INSTRUCTIONS TO SHOW OFF YOUR WORK:

Take a photo(s) with your cell phone.

Send the photo(s) to: showandtell@penwag.org

When the complete slide show of photos is shown at our December 12 virtual meeting, your name and your creations will be featured. That's when it would be wonderful for you to verbally share information about your source, inspiration, methods, or anything else you would normally share at an in-person Show and Tell.

Judi Seip will collect the photos, handle any editing, lighting, cropping,

January 2021 Program

Kay Khan

https://www.patina-gallery.com/blogs/artists/kay-khan

Upcoming Programs & Workshops

Program Chair **Michelle Paganini**

Kay Khan: Fiber Artist / Sculpturer / Extreme Quilter

AT THE BEGINNING - THE BUDDING ARTIST

The first composition I saw was framed by a window and the bars of my crib. I saw the black silhouettes of trees against the darkening sky, the tiny lights of stars above them and, incongruously, the large colorful spokes of a star-shaped neon Holiday Inn sign off to the left. The second composition was off to the right inside the same rose-colored room as the crib: three women singing framed by the box of a TV set. As a toddler I was into details. I would sit with legs akimbo in the dirt of our driveway arranging rocks into patterns, search for exo-skeletons of cicadas in the mossy shade of a large tree, and wander around the yard and into the woods examining every insect, flower, and leaf. This is where it all began.

Seeing creates the desire to express. As artists, we understand this impulse. The instinct exists and if encouraged continues to flourish.

THE CONCEPT

My work is a mosaic of fragments, collected experiences, information, and images. This mosaic is both ideological and visual. I like to begin with an idea that I allow to develop unhindered to encompass anything from the serious to the absurd. No thought is isolated and the simplest can build upon itself. Layers of connected thoughts revealed in a succession of images link and multiply in evolving variations. In my recent work, for example, I sometimes begin with just a word, but already this word comes with many meanings and connotations. Then I make a connection, a thin bridge, between each word and its images, and other perhaps abstract and veiled yet related ideas.

Continued next page

Kay Khan, continued

My artworks are often labyrinths of intricate wordplay. I want the words to be read as fleeting and visual impressions that interact with the other stitched images. The figures in my work in combination with the words form a running commentary.

Link: http://www.kaykhanart.com/articles/ Great examples of Kay's Work.

PenWAG Program: Kay will take on us a visual feast of her sculptural fiber vessels, art-to-wear, and more. Her work is alive with color, texture, form – don't miss it! Members will get a Zoom invitation for Saturday, January 9. Look for it in January

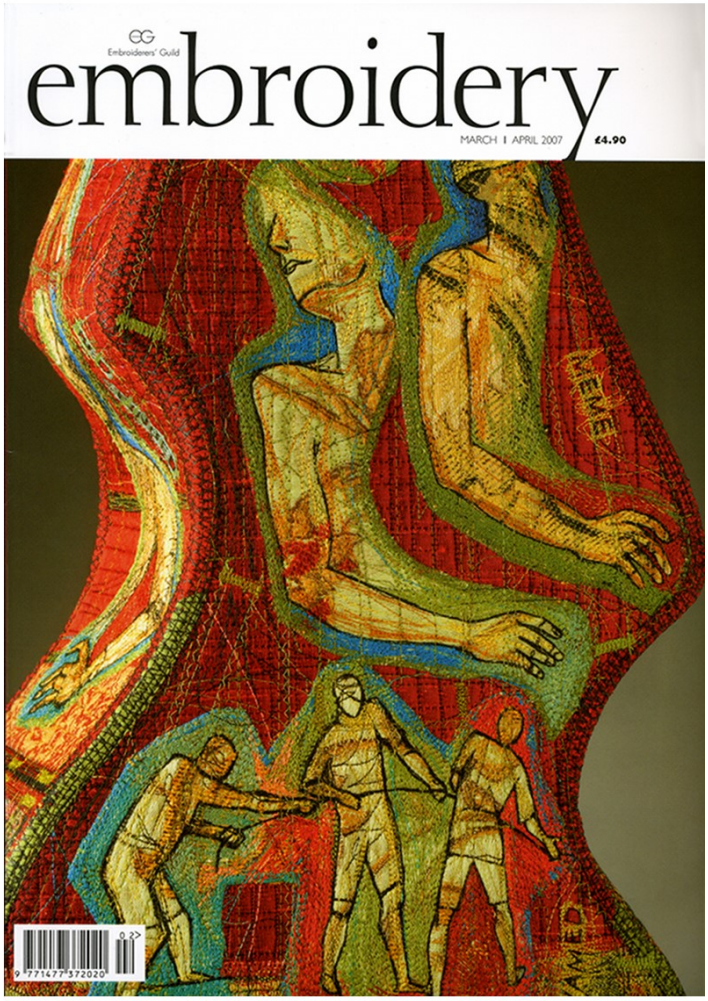

Your Monday Muse

Please join us on **the third Monday in December, the21st, from 7PM-8:30PM.**

The opportunity is huge! All members will get a reminder email the weekend before the meeting which will contain the link to the "Monday Muse" Zoom meeting. *Andy* has developed a user tips screen shot which will be included in the email. You can join early or late and you don't need a password if you use the link in the email! Turn on your camera so that we can see you and have handy some of your "pretties" and perhaps a libation to keep you hydrated.

Our second Monday Muse included 20 members. We saw Paganoonoo jean purses, pen /ink drawings, watercolor lessons, wall art, UFO challenge completions, quilt class learnings, a re-do or two, some pure fun with crafty supplies, and some beading...among many expressions of where our muses have wandered other than into wearable arts. We chatted about our Laura Murray inspirations and Judi Seip inspired and reminded us to share photos for the big December show and tell.

December challenge is to finish a UFO, perhaps a past PenWAG challenge... You will get an email reminder before the 3rd Monday of each month at 7pm. The Zoom meeting number is always the same... Join us!

Claire

News, Tips & Wants

For those of you with Netflix, there is a TV series called “Emily in Paris” that I’m recommended for a couple of reasons. The show is delightfully up and funny (something we all need now) and the clothes worn in the show are very fun to see. There is only one season available now (of perhaps 9 shows). A second season is supposed to be coming out in 2021. Enjoy! *Leanne McWaters*

Dear Folks, Diane and I have decided it's time to bring this wonderfully successful fundraiser to a close. Over 1200 women (and some men, too!) have given generously to

Grateful Threads for *Diane Ericson,* $108,023 raised. Gayle

SAM bingata 720

by **John Marshall** / 1 week ago

This video replaces the Zoom recording, 11/14/2020, of the Seattle Art Museum talk Colors of the Earth, Colors of the Sky, due to technical difficulties with the original. For a list of further reading and links to the artists mentioned, visit http://johnmarshall.to/SAM-Bingata.htm Thank you! -John

Forward this email to your friends and family so that they can watch the video too.

For this column to be a success, I need CONTRIBUTIONS! Send them to Lenore@penwag.org.

4 pages of love about the Laura Murray presentation!

Notes from Laura Murray presentation 2020

(thanks to *Michelle Paganini and Anne Vogel)*

Most of the patterns mentioned below can be found on Laura Murray Designs website

https://lauramurraydesigns.com/patterns-garment/

Fabrics mentioned:

Emma One Sock.com https://www.emmaonesock.com/

Thaisilks.com or Exotic Silks https://www.thaisilks.com// Silk Noil

Patterns:

GrainLine Gear Patterns: https://www.lorrainetorrence.com/

Patterns: Noren Ensemble pattern, Talk of the Town, Pacific Rim Coat/Vest, and Jambalaya Jacket

Louise Cutting - Cutting Line Designs https://www.cuttinglinedesigns.com/

Patterns: Comfort and Style #13046, The Director's Cut, Snap to Jacket

Lois Ericson – Patterns: Lines and Angles #319 and In the Studio #10

The Sewing Workshop https://www.sewingworkshop.com/

Patterns: Frankie Shirt, Tremont Jacket, Brando Jacket, Now and Zen, Valencia

CNT Pattern https://cntpattern.com/

Pattern: a-little-somethin-jacket and Easy Three-sy Jacket

Liesl and Co. https://www.lieslandco.com/

Pattern: Gallery tunic and dress

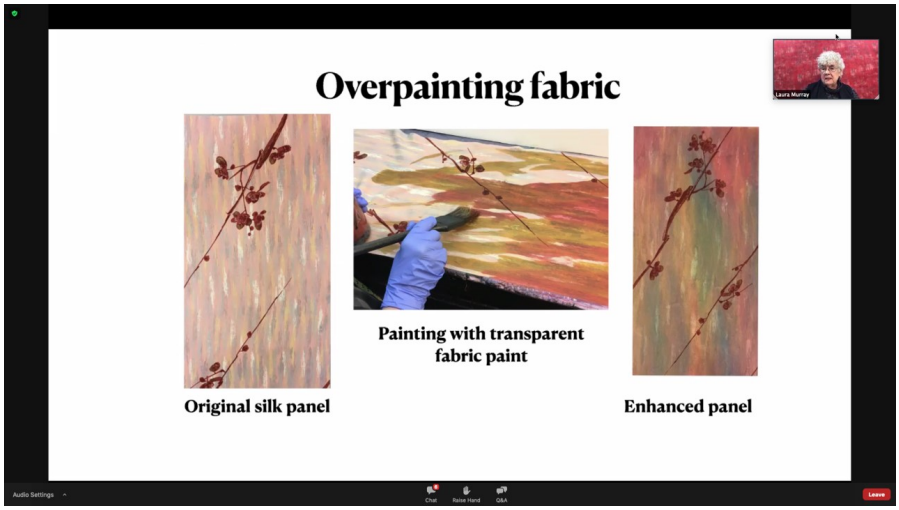

Wildy Wonderful Wearables http://www.wwwearables.com/

Pattern: Keshy Jacket, #0031

Diane Ericson https://dianeericson.com/

Pattern: I-Ching Shirt/Jacket

Laura Murray Designs Lauramurrydesigns.com

Pattern: Elements Vest 015, Swing Style Sensations Jacket and Coat P005

Notes:

Sulky KK2000 spray adhesive for stencils

Rubbing alcohol to clean brushes

Sit brush in alcohol for 15 mins, rub against a surface, repeat until reasonably clean. Dry separately on paper towels, do not let touch.

Use a brush for each color - dedicated brush. Can leave unwashed for a few days, not longer.

Rae Cumbie of *Fit for Art* is having a zoom 2 day sew along on the jacket. You will need the pattern for it. Dec. 5 & 6. **Sign up thru Original Sewing and Quilting**

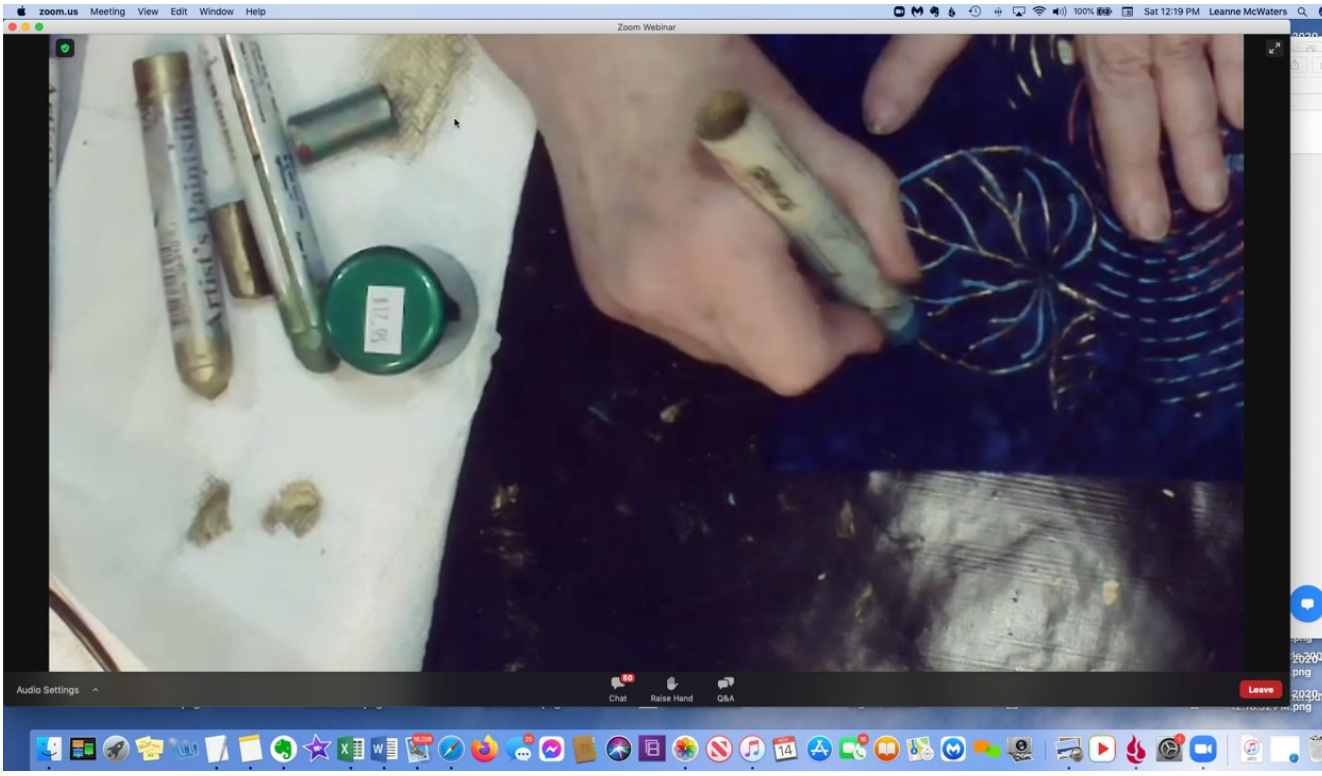

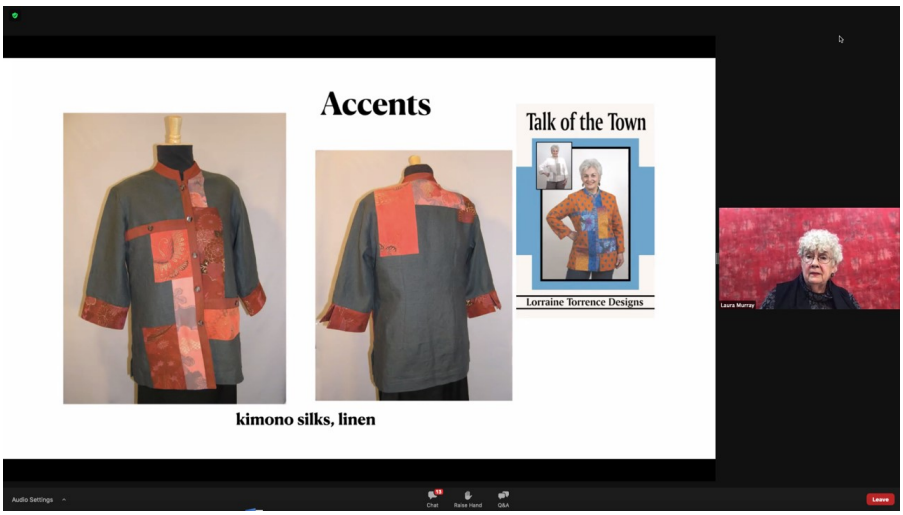

Leanne Waters was delightfully surprised that the class from ***Laura Murray*** went so well. I loved it in lots of ways:

- I could see Laura's slides better than in the room in Campbell.
- She was proficient in her setting up the photography so I could see her work on the fabric better than leaning over someone at the classes.
- I know how to take a screen shot (on a Mac - shift + command +3) so I was able to save great pictures of her process and her examples directly to my desktop. I often take photos at PenWAG classes but same issue of leaning over others to do so and not wanting to be disruptive.
- ***Andy*** handled the who process really nicely with the questions, chat, etc.
- I didn't ask if there was a recording being made which is often done on Zooms. I don't know if our speakers would want this. What it could mean is that we set it up to record and each person sitting in on the class could push a button to record it, if they wished. They would then have the complete video themselves and PenWAG would have one in their library perhaps. And the question would come up if a person who attended could send a copy of it to others in our group or beyond. Lots to think about there and its a wonderful part of Zoom.
- I was able to run over to my sup- remind myself of how intstiks I had. Hadn't m in years but did love ce. Through that process und a booklet icks on Fabric and a few I could actually do some gain!

year, 2021.

2020 has been a stressful year for PenWAG members and for the organization. The PenWAG Board has decided that dues will remain at $60 per year. However, the Board recognizes that 2020 has been a difficult year; members who have been negatively impacted by the events of

Leeanne continued . . .

Worst things are evident:

- No friends to laugh and learn with.
- No practice period getting Laura's comments on our work and techniques.
- I was hoping we would see others from PenWAG who were there on the Zoom meeting so I would feel that connection. Perhaps that is a whole different process. I also thought there was going to be a meeting starting at 10 like our regular meetings—and again, feel connected with PenWAG's process and members.

  Don't know if there is a way to flash on who actually was there in attendance as part of the Zoom to get that connection hit.

"She complained about the porridge. She complained about the chairs. She complained about the beds. Let's see if we can make it four for four."

What, Where & When

Meeting Time

PenWAG meets on the *second Saturday* of every month. Members will get an invitation to register for our Zoom meeting. See the newsletter at www.penwag.org for program information (there's a public copy available also).

Monday Muse

We are going to try an inspirational meeting for the third Monday of the month, 7:00—8:30 PM. See the newsletter article for details.

Facebook Page

If you like PenWAG, you can now "like" our *Facebook page*. Come see the pictures from the Show & Tell, and news about upcoming events. Click on the link to get there: http://www.facebook.com/penwag (you can look at this even if you don't have a Facebook account). *Lynnette Viste* and *Andy Trembley* are "admins" for the page. Let us know what you'd like to see! The PenWAG Board will help decide what is posted. Stay tuned as we continue to explore the world of social networking!

Google Docs

We also have *Google apps* for nonprofits (for free) to store our documents in the cloud, e.g., newsletters and minutes. You can synchronize the *PenWAG Google calendar* with your calendar.

PenWAG website

www.penwag.org